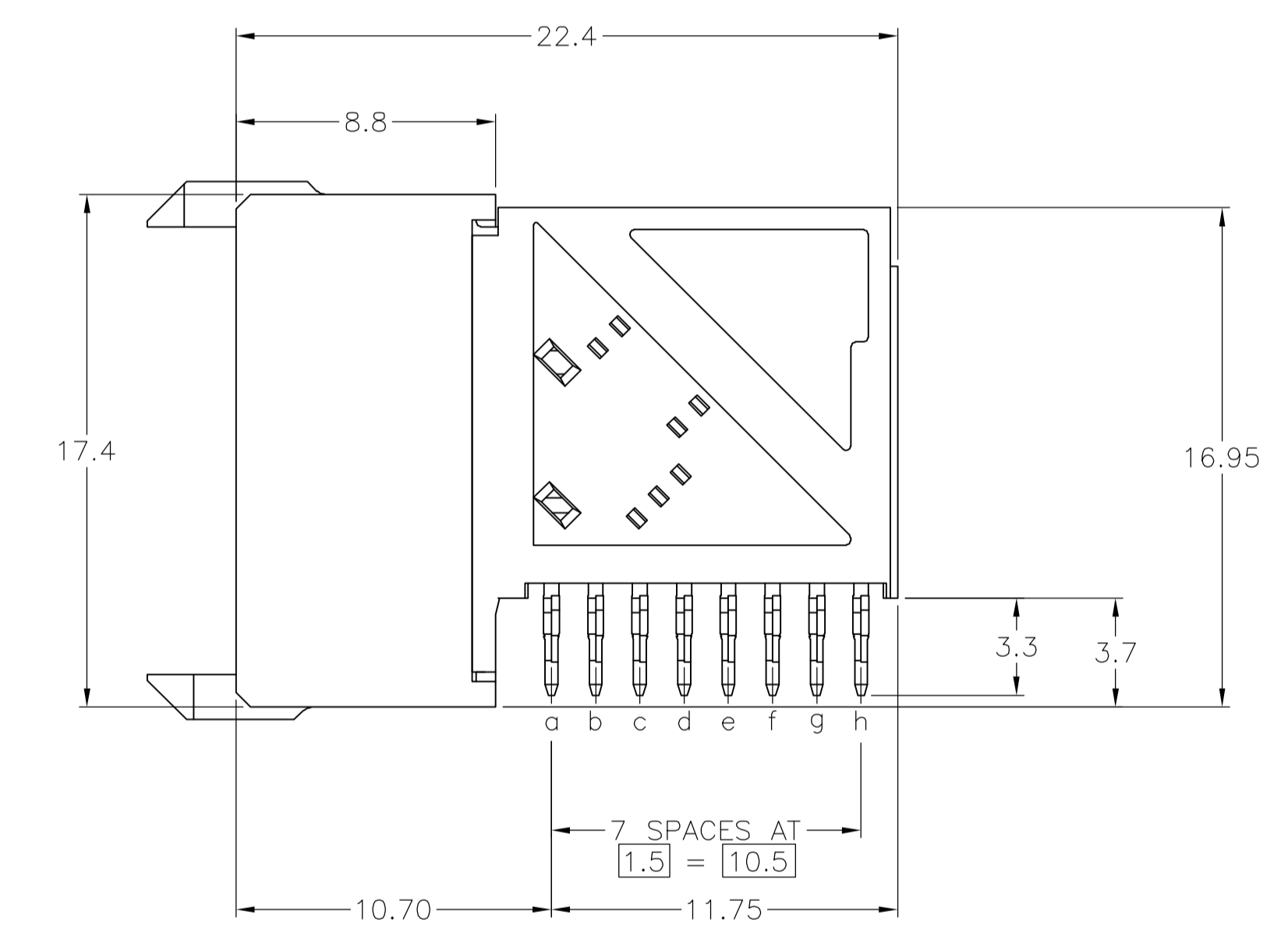
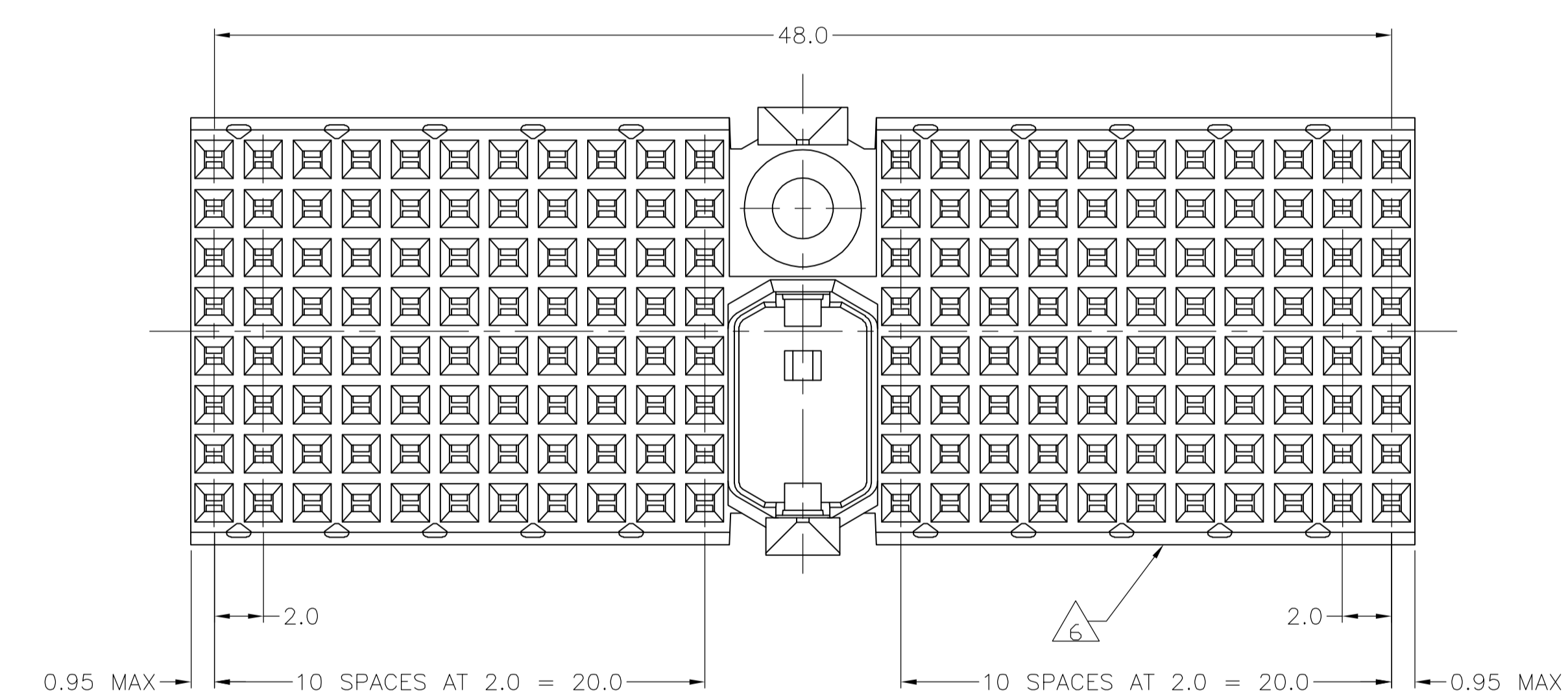
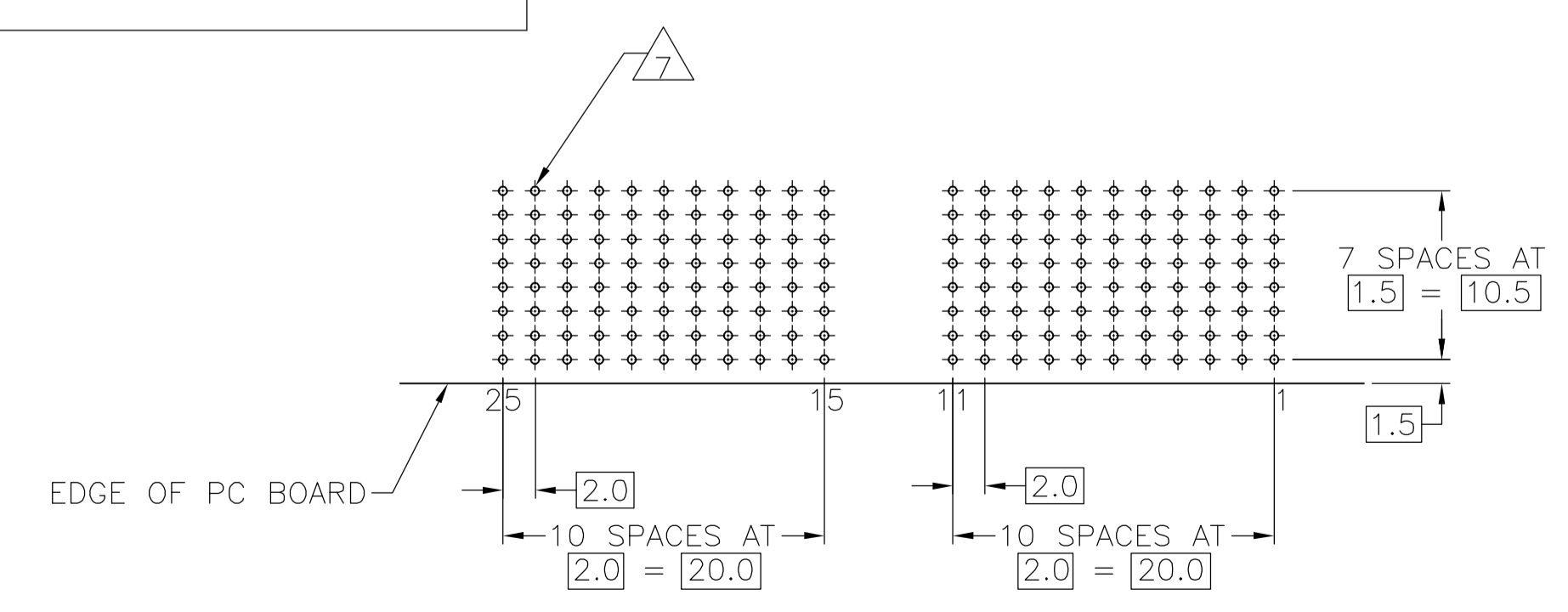


SECTION W-W



PLATED THRU HOLES PARAMETERS
 REFERENCE APPLICATION SPECIFICATION



RECOMMENDED PCB-HOLE LAYOUT
 COMPONENT SIDE SHOWN
 SCALE 2.5:1

- 1 MATERIAL:
CONTACT: PHOSPHOR BRONZE.
HOUSING: GLASS-FILLED POLYESTER.
- 2 GENERAL PLATING SPECIFICATION: UNDERPLATING
(ENTIRE CONTACT): 1.27µm MIN NICKEL AND ACTION
PIN: 0.5µm MIN TIN\LEAD.
FOR PLATING OF MATING SURFACES SEE APPLICABLE
SPECIFICATION REFERENCE FOR EACH DASH NUMBER.
- 3 CONFORMS TO ALL TESTING ACCORDING TO IEC 61076-4-101
PERFORMANCE LEVEL 2.
- 4 CONFORMS TO ALL TESTING ACCORDING TO IEC 61076-4-101
PERFORMANCE LEVEL 1.
- 5 CONNECTOR TESTED AND QUALIFIED AGAINST TELCORDIA GR-1217-CORE QUALITY LEVEL 3,
CENTRAL OFFICE APPLICATIONS.
- 6 CONNECTOR MARKED WITH PART NUMBER AND DATE CODE.
ADDITIONAL CHARACTERS OR MARKINGS, AS WELL AS THE LOCATION OF THE MARKINGS,
MAY BE ADDED FOR TRACEABILITY BASED UPON MANUFACTURERS DISCRETION.
- 7 PLATED-THROUGH HOLES AT 2x2mm SQUARE GRID
PATTERN DEFINED BY CONTACT LAYOUT.
- 8 CONNECTOR LUBRICATED WITH BELCORE APPROVED LUBRICANT,
TECHNICAL REFERENCE: TR-NWT-001217 ISSUE 1, SEP 1992.

2 5 8	5646442-9
2 4	5646442-4
2 3	5646442-1
FINISH	PART NUMBER

THIS DRAWING IS A CONTROLLED DOCUMENT.		DIN B CARBO 07JAN05		Tyco Electronics Corporation Harrisburg, PA 17105-3608	
DIMENSIONS: mm		GSKIPPER 07JAN05		NAME	
0 PLC ± - 1 PLC ± 0.1 2 PLC ± - 3 PLC ± - 4 PLC ± - ANGLES ± -		R/A RECEPTACLE ASSY, 176 POSN, TTR 8 ROW, TYPE D, Z-PACK 2mm HM		SIZE	RESTRICTED TO
MATERIAL 1		WEIGHT		A1 00779	5646442
FINISH SEE TABLE		CUSTOMER DRAWING		SCALE 5:1	SHEET 1 OF 1